

FCT

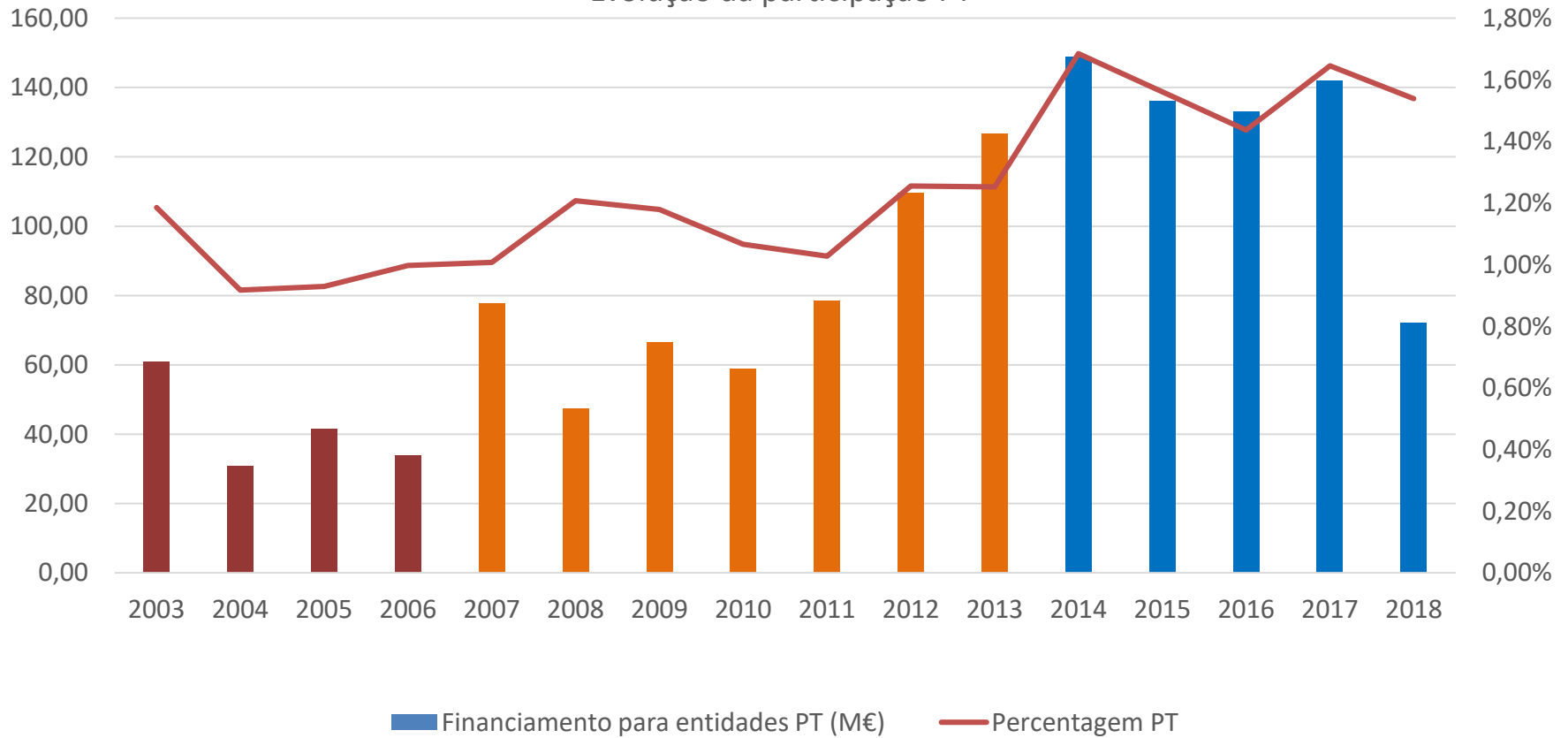
Fundação para a Ciência e a Tecnologia
MINISTÉRIO DA CIÊNCIA, TECNOLOGIA E ENSINO SUPERIOR



Portuguese participation in H2020

PT PARTICIPATION: FP6 → H2020

Evolução da participação PT



Data: Calls 2014 – 2018

* Available results up to date



Gabinete de Promoção do Programa Quadro ID&I



PT PARTICIPATION IN H2020 2014-2018

- ✓ **Proposals: 10264**
- ✓ **Projects : 1434**
- ✓ **Coordinations : 401****
- ✓ **Participations: 2061**
- ✓ **Total PT funding: 627,64 M€**
- ✓ **% PT: 1,59%**

Data: Calls 2014 – 2018

*Available results up to date

** 167 are ERC (61) and MSCA (106) contracts

Data from November 2017



Gabinete de Promoção do Programa Quadro ID&I



Fundação para a Ciência e a Tecnologia
MINISTÉRIO DA CIÊNCIA, TECNOLOGIA E ENSINO SUPERIOR



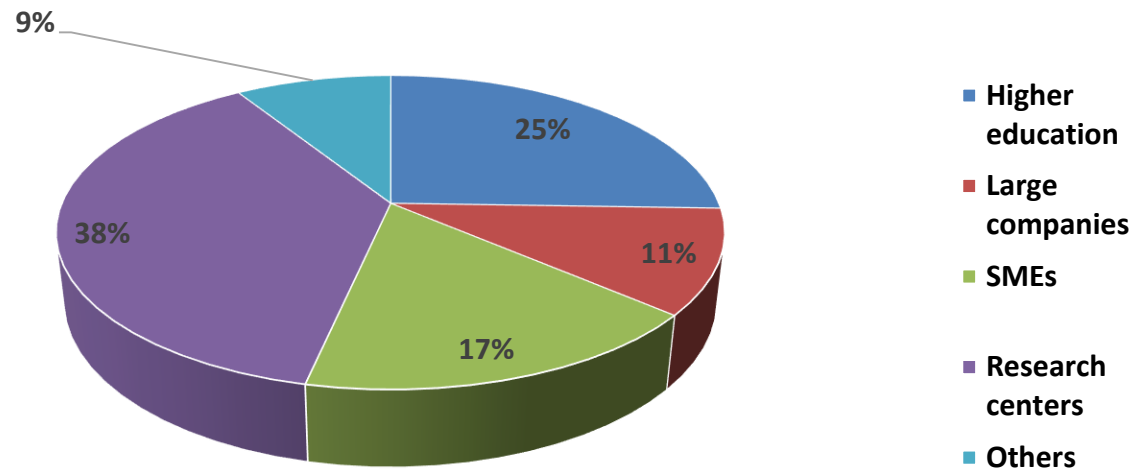
AGÊNCIA NACIONAL
DE INOVAÇÃO



HORIZONTE
2020

PT PARTICIPATION IN H2020 2014-2018

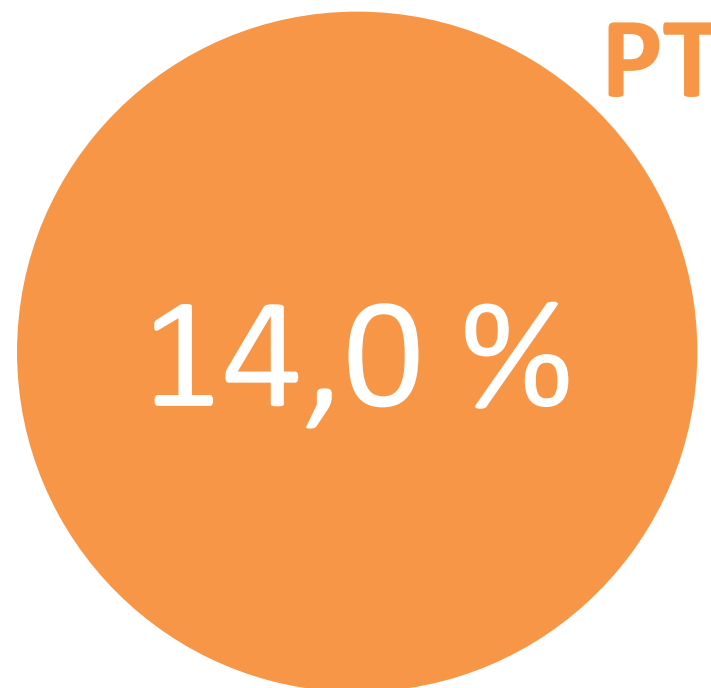
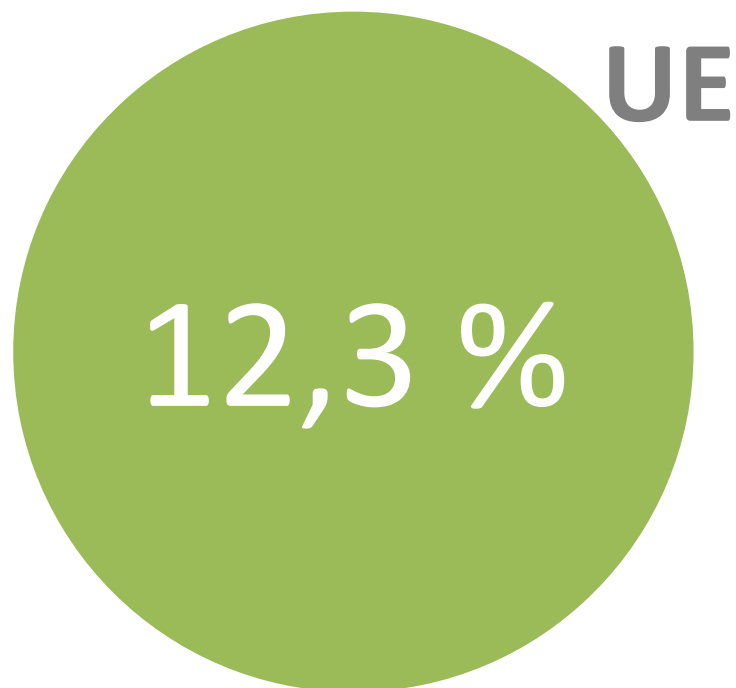
Distribution of H2020 grants to PT participants by type of entity



Data: Calls 2014 – 2018

* Available results up to date

Success rate



Data: Calls 2014 – 2018

* Available results up to date

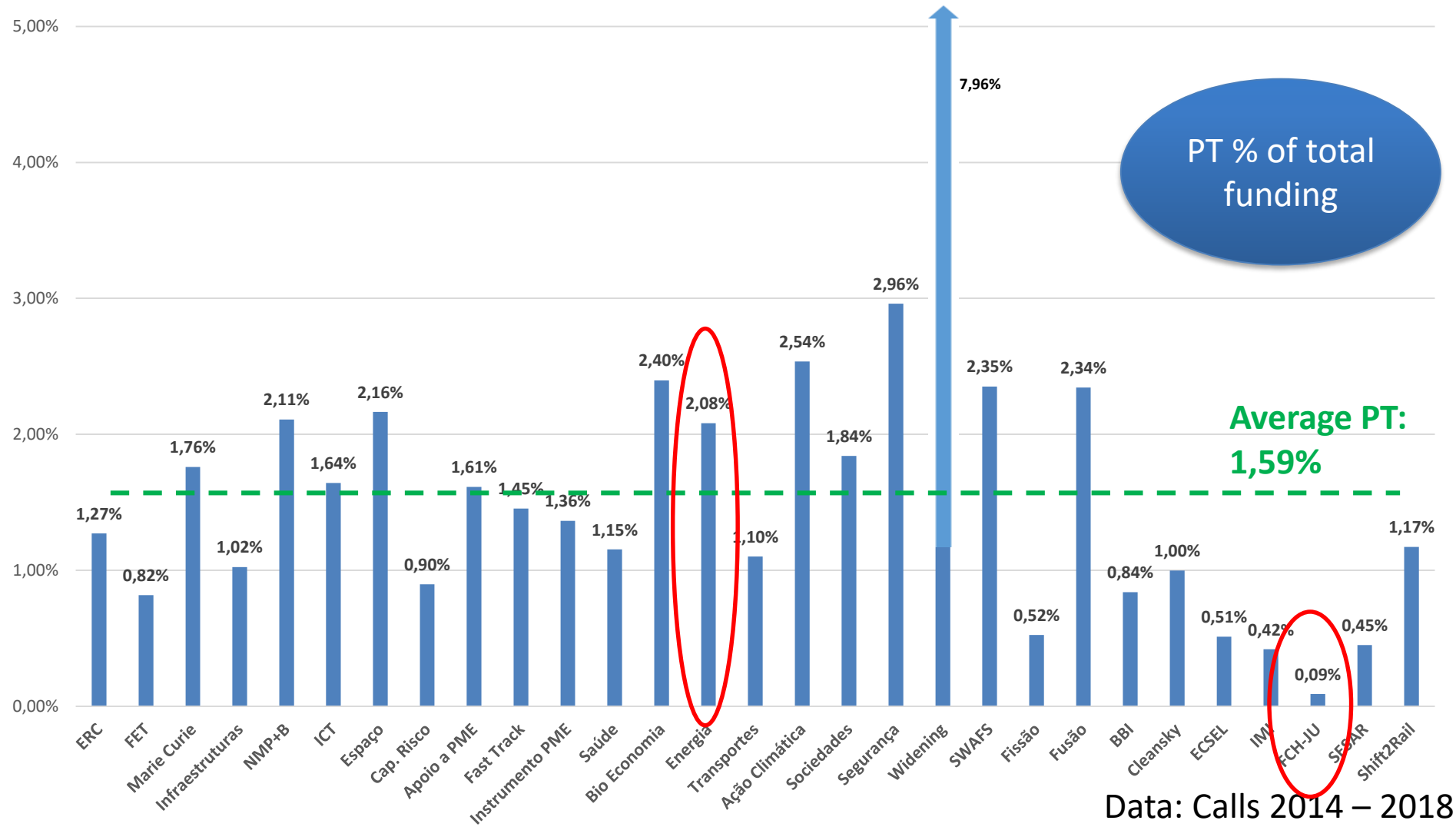
FCT

Fundação para a Ciência e a Tecnologia
MINISTÉRIO DA CIÊNCIA, TECNOLOGIA E ENSINO SUPERIOR



Portuguese participation in SC3

PT PARTICIPATION IN H2020 2014-2018



Data: Calls 2014 – 2018

* Available results up to date



Gabinete de Promoção do Programa Quadro ID&I

FCT

Fundação para a Ciência e a Tecnologia
MINISTÉRIO DA CIÊNCIA, TECNOLOGIA E ENSINO SUPERIOR



AGÊNCIA NACIONAL
DE INOVAÇÃO



HORIZONTE

2020

PT PARTICIPATION IN SC3 IN H2020 2014-2018

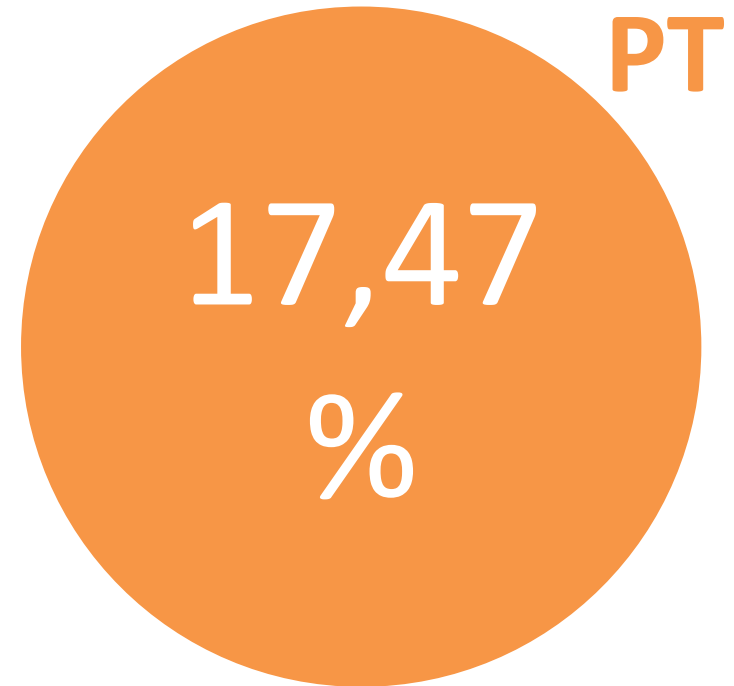
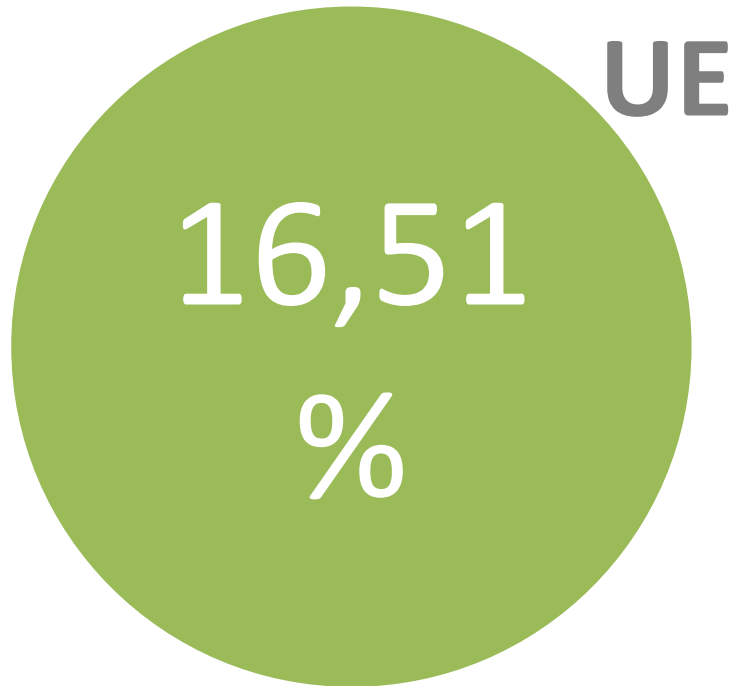
- ✓ **Proposals: 561**
- ✓ **Projects : 98**
- ✓ **Coordinations : 7**
- ✓ **Participations: 162**
- ✓ **Total PT funding: 53,42 M€**

Data: Calls 2014 – 2018

* Available results up to date

PT PARTICIPATION IN SC4 IN H2020 2014-2018

Success rate

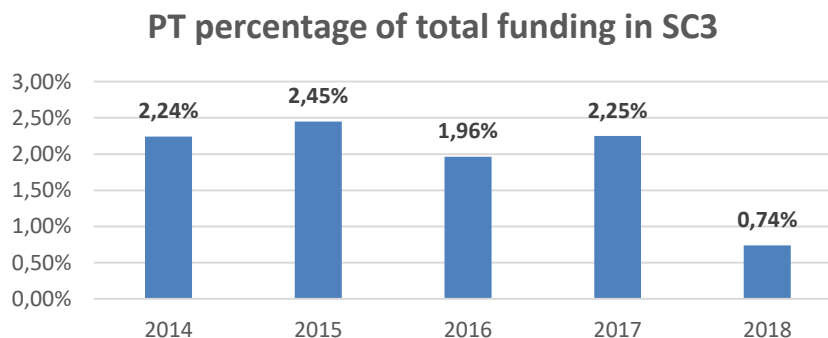


Data: Calls 2014 – 2018

* Available results up to date

PT PARTICIPATION IN SC3 IN H2020 2014-2018

- PT participation in SC3 is above the PT average (**2.08% vs 1.59%**)



- It is critical to keep this performance, and try to participate more in the final years of H2020 – the results so far in 2018 have been below average
- It is also important not to forget to explore the opportunities available in the **FCH-JU**, which is financed by SC3, and where PT participants are only receiving **0,09%** of the total available funding

FCT

Fundação para a Ciência e a Tecnologia
MINISTÉRIO DA CIÊNCIA, TECNOLOGIA E ENSINO SUPERIOR



Questions?